

The background of the image is a dark red color with a white line-art map of the Harvard University campus overlaid. The map shows a dense grid of streets and building footprints, with some larger, more irregular shapes representing open spaces or specific campus landmarks.

**BLOOMBERG
HARVARD**

City
Leadership
Initiative



COVID-19

SITUATION REPORT

April 16, 2020 | Joshua Sharfstein, MD



World Map



NEW



U.S. Map



Critical Trends



COVID-19 United States Cases by County Johns Hopkins University

State

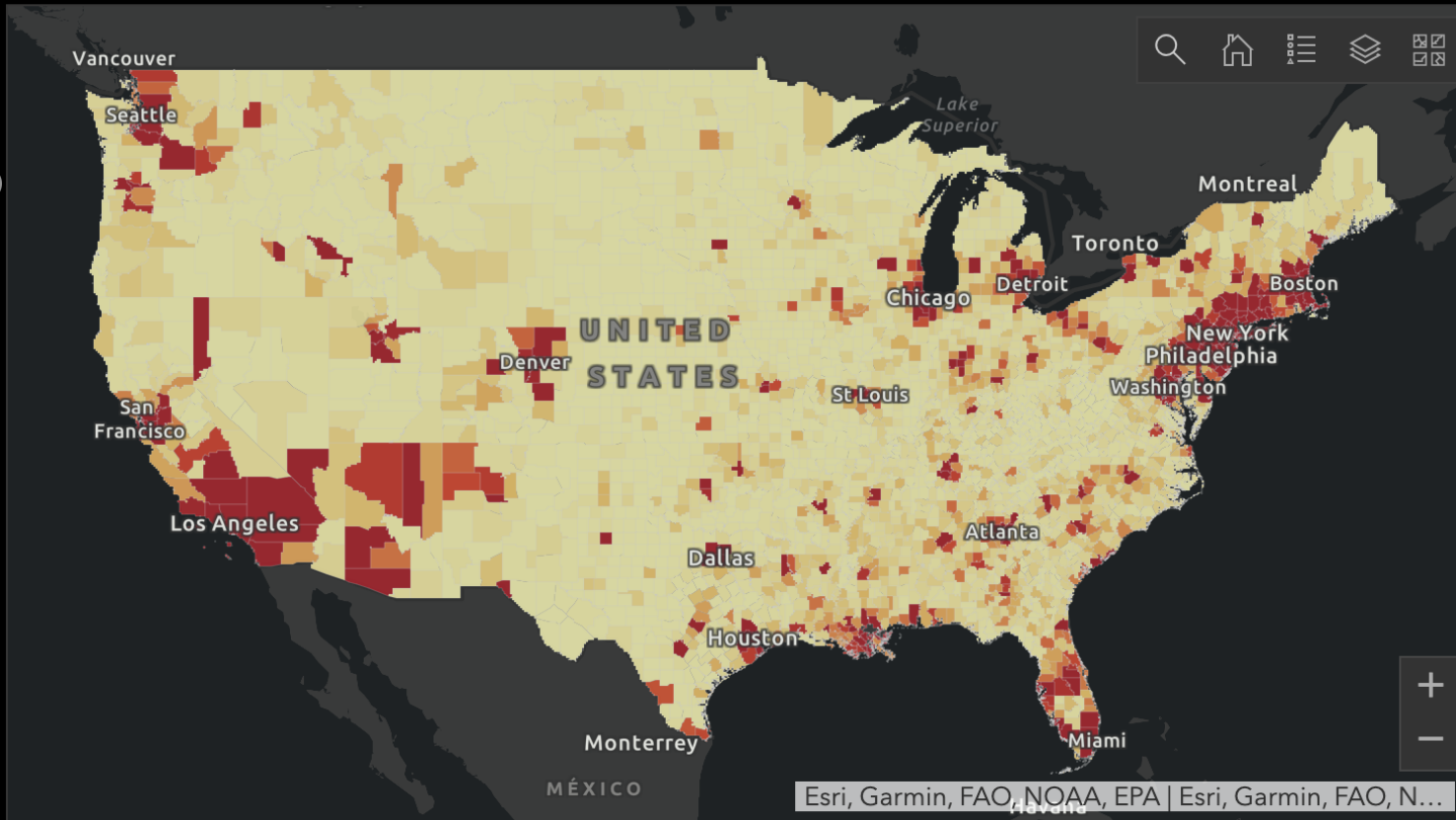
Please select a state

County

Please select a county

Total Confirmed
629,264Top 50 Confirmed Cases
by County34,831 confirmed
Queens29,250 confirmed
Kings26,715 confirmed
Nassau24,587 confirmed
Bronx23,523 confirmed
Suffolk20,947 confirmed
Westchester

17,306 confirmed

Last Updated on:
2020-04-15

Confirmed

Confirmed by Population

Deaths

Fatality Rate

Map Data Sources (for the section under the U.S. Map)

Data is updated daily after 8 p.m. Eastern.

Total Deaths

26,708

Total Recovered

47,763

Top 20 Counties by Number of Deaths

2,179 deaths
Queens1,954 deaths
Kings1,584 deaths
Bronx1,057 deaths
Nassau884 deaths
Westchester

Confirmed

Deaths



World Map



NEW



U.S. Map



Critical Trends



COVID-19 United States Cases by County Johns Hopkins University

State

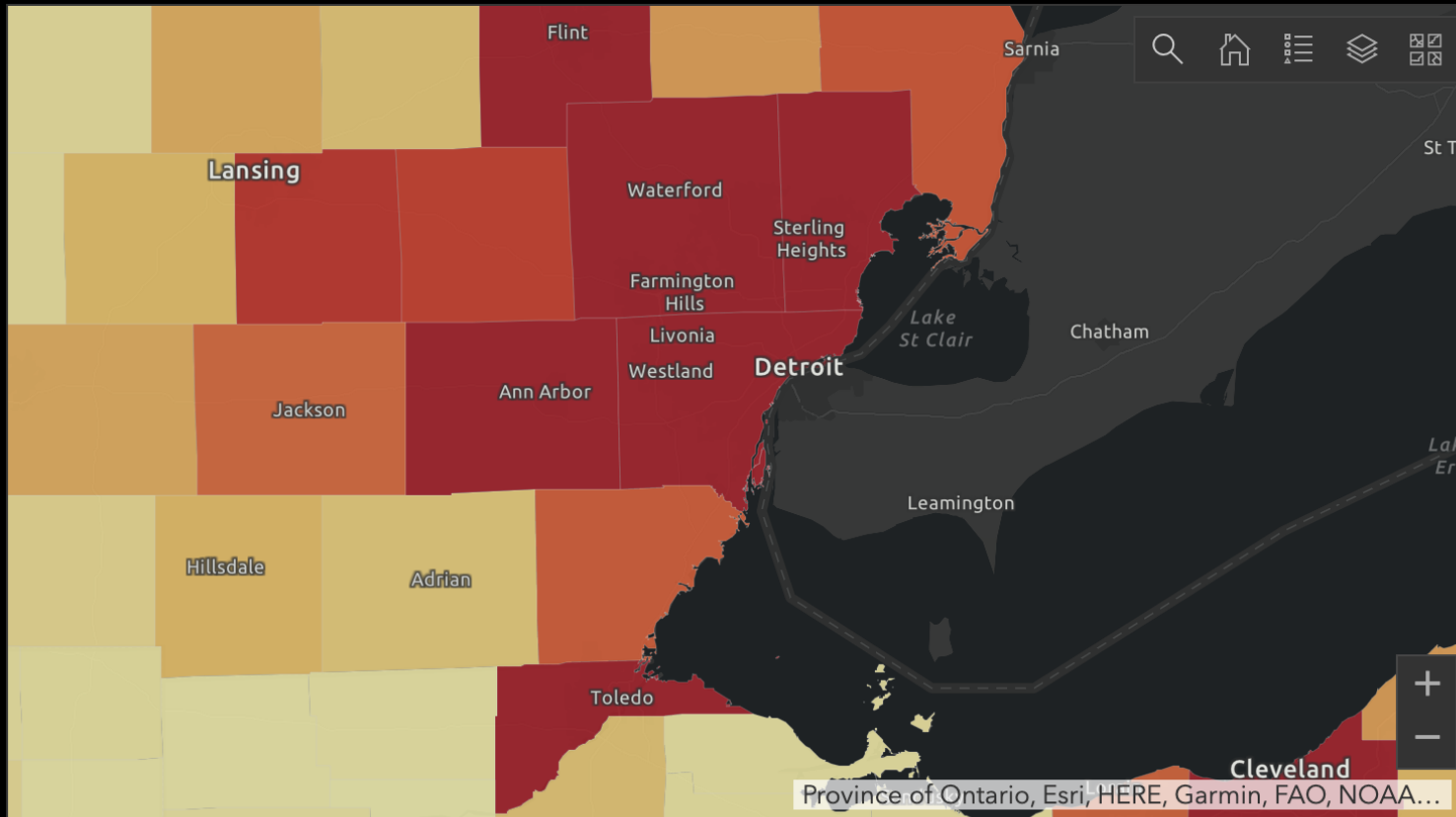
Please select a state

County

Please select a county

Total Confirmed
12,544Top 50 Confirmed Cases
by County34,831 confirmed
Queens29,250 confirmed
Kings26,715 confirmed
Nassau24,587 confirmed
Bronx23,523 confirmed
Suffolk20,947 confirmed
Westchester

17,306 confirmed

Last Updated on:
2020-04-15

Confirmed

Confirmed by Population

Deaths

Fatality Rate

Map Data Sources (for the section under the U.S. Map)

Data is updated daily after 8 p.m. Eastern.

Total Deaths

884

Total Recovered

0

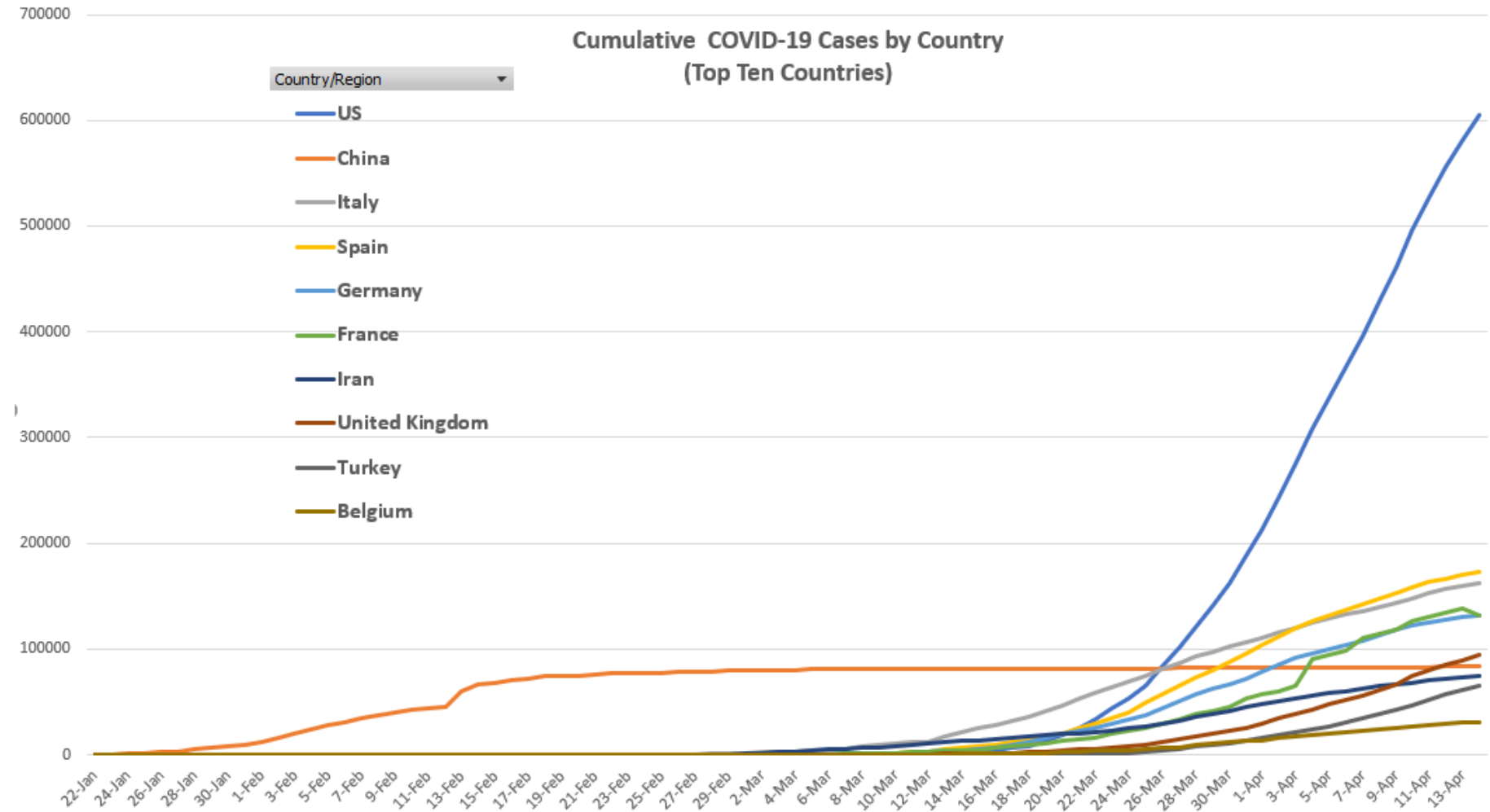
Top 20 Counties by Number of Deaths

1,007 deaths
Nassau**884 deaths**
Wayne**771 deaths**
New York**653 deaths**
Suffolk**640 deaths**
Westchester

Confirmed

Deaths

U.S. Leads World in Infections and Deaths



What's New This Week



Clear Signs of Peaking

The U.S. is approaching a plateau in new cases, and the pandemic's impact in Spain and Italy is beginning to ease.



For Mayors

Critical task is to explain that cases are down because of social distancing and will spike again if restrictions removed abruptly.



What's New This Week



3,800 Deaths in Nursing Homes

2,500 nursing homes affected by coronavirus.



For Mayors

Weekly call with nursing homes;
Help them obtain supplies to follow guidelines; Support robust response to infections.



Boxing in the Coronavirus

TO GET US WORKING AGAIN

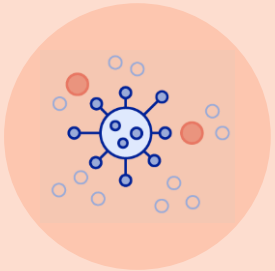
DR. TOM FRIEDEN, APRIL 16TH

REMINDER

Pressure is Mounting to Reopen, But Have to Follow the Data

WHEN

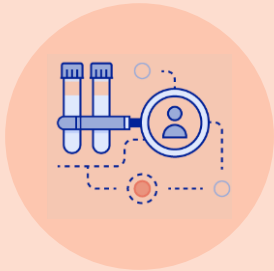
Is It Safe To Come Out Again?



CASES NO
LONGER
SPREADING
WIDELY




STRONGER
HEALTH
CARE
SYSTEM



ROBUST
PUBLIC
HEALTH
CAPACITY

HOW

Do We Lift Physical Distancing Restrictions?



MEDICALLY
VULNERABLE
CONTINUE TO
SHELTER



PRIORITIZE
SOCIETAL
BENEFIT



PREPARE TO
TIGHTEN THE
FAUCET IF
CASES SPIKE

Takeaway Lessons for Mayors

1



TEST WIDELY

2



**ISOLATE ALL
INFECTED PEOPLE**

3



**FIND EVERYONE
WHO HAS BEEN IN
CONTACT WITH
INFECTED
PATIENTS**

4



**QUARANTINE ALL
CONTACTS FOR 14
DAYS**



BOX IT IN

To Get Us All Working Again

Takeaway Lessons for Mayors

1



TEST WIDELY

Create places for **community drive-through testing**

Use your **bully pulpit to share latest information** about appropriate testing from the CDC

4



QUARANTINE ALL CONTACTS FOR 14 DAYS

Create incentives to manage isolation and quarantine: provide care packages, remote resources, and financial support to those quarantined

2



ISOLATE ALL INFECTED PEOPLE

Ensure safe housing working with businesses and community organizations to open hotels, dorms

Engage with disenfranchised populations by with community organizations and leaders

3



FIND EVERYONE WHO HAS BEEN IN CONTACT WITH INFECTED PATIENTS

Help public health experts recruit an army of tracers from throughout community from social service workers to new college grads

Inform the public on process and progress – promote participation

BOX IT IN

To Get Us All Working Again

What Will Loosening the Faucet Look Like?



What will CHANGE in how we work?

Ex: Telework continues;
staggered work hours;
people sit 6 feet apart;
fewer meetings (!)



What will CHANGE in how we travel?

Ex: Change use of mass
transit (e.g. density of
passengers);
new procedures at
stations (e.g. masks,
temperature)



What will CHANGE in our public spaces?

Ex: Mandatory hand
sanitizers at all building
entrances; touch-free
doors and elevators
(longer term)

Travel bans and **quarantine of travelers** may continue until there is a vaccine.
Vulnerable people may need to continue to shelter in place even after others have re-entered our new world.

APRIL 16, 2020

QUESTIONS?

Joshua Sharfstein, MD

Tom Frieden, MD



JOHNS HOPKINS
BLOOMBERG SCHOOL
of PUBLIC HEALTH



The background of the image is a dark red color with a white line-art map of the Harvard University campus overlaid. The map shows a dense grid of streets and building footprints, with some larger, more irregular shapes representing open spaces or specific campus landmarks.

**BLOOMBERG
HARVARD**

City
Leadership
Initiative